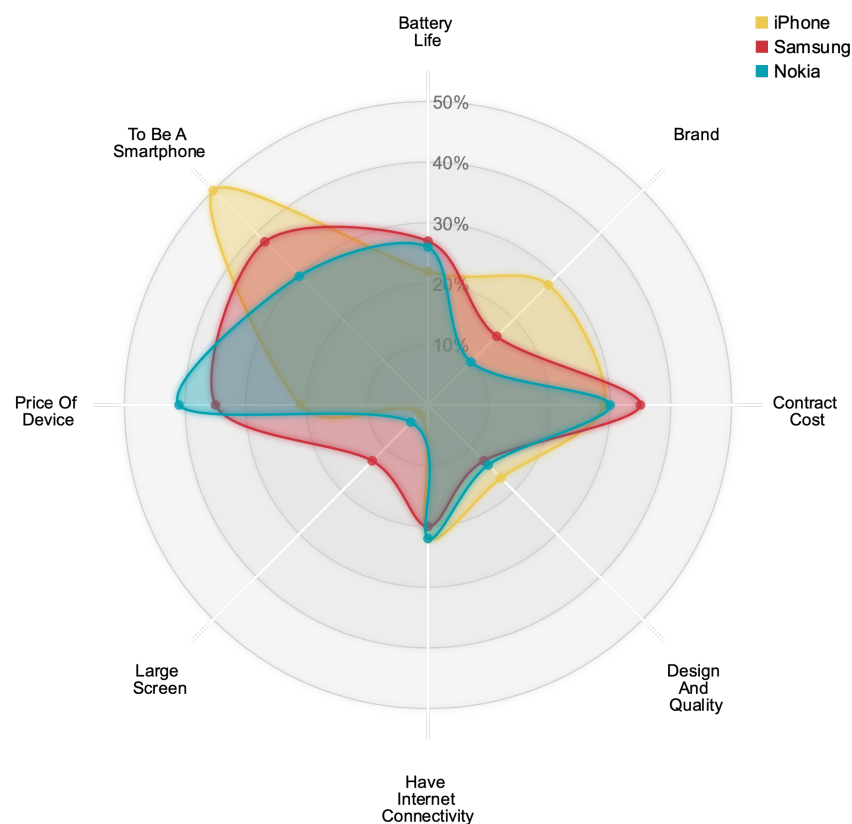


This file contains static visualizations along with their corresponding sources, and hints provided during the user study.

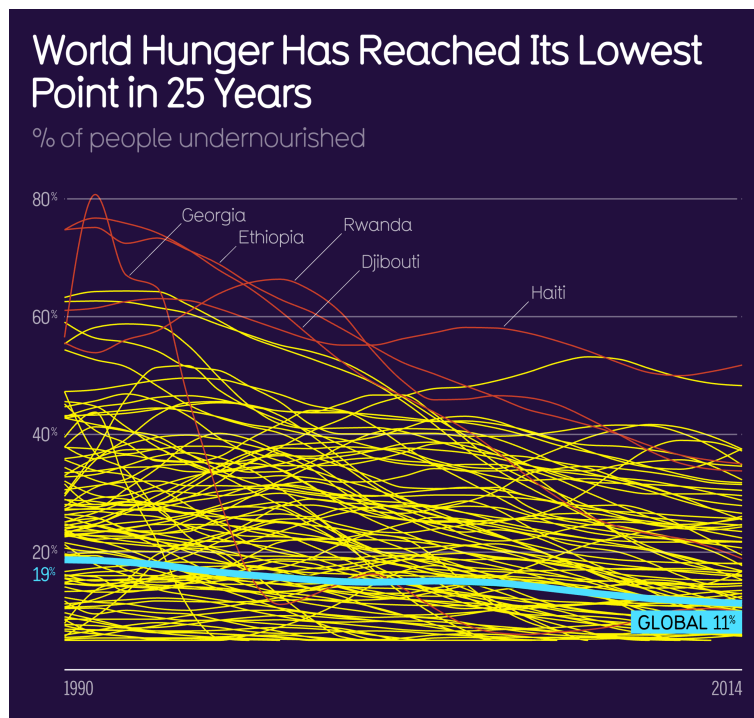


Source: <https://www.visualcinnamon.com/2015/10/different-look-d3-radar-chart/>

Topic: What are the smartphone user preferences in the Netherlands, and how do they differ among iPhone, Samsung, and Nokia users?

Key Insights for Reference:

- iPhone users prioritize smart functionality, brand, and cost of ownership. They consider features like a large screen and design quality to be less important.
- Samsung users focus on financial factors such as contract cost and device price. They also value practical features like battery life. Brand is not a significant factor for them
- Nokia users prioritize cost-effectiveness, with device price being their top concern. They also consider battery life and contract cost as important factors. Brand appeal holds the least influence for them.
- Cost-related factors and practical features are common concerns across all user groups, but each group has distinct priorities.

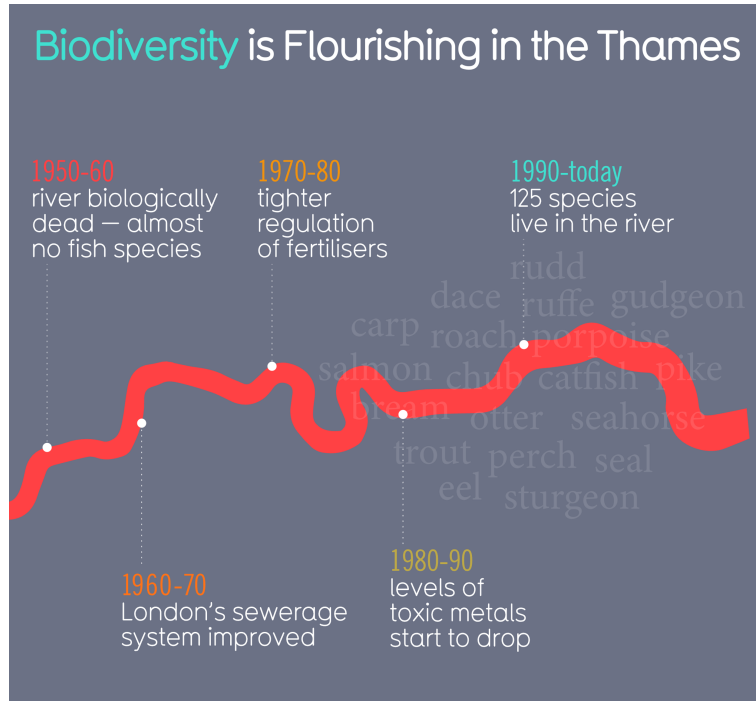


Source: <https://informationisbeautiful.net/beautifulnews/302-world-hunger/>

Topic: Is the Era of Great Famines Over?

Key Insights for Reference:

- Malnutrition is falling worldwide, even in badly-affected regions like South Asia and sub-Saharan Africa.
- Factors such as increased political commitment to food security, investment in agriculture, and implementation of new nutrition programs have played a crucial role in reducing malnutrition.

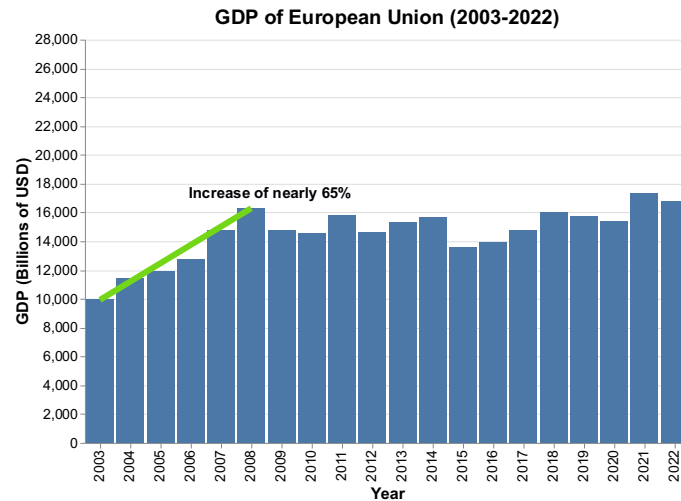


Source: <https://informationisbeautiful.net/beautifulnews/144-biodiversity-river-thames/>

Topic: What was the state of the Thames and what led to its transformation into a thriving marine habitat?

Key Insights for Reference:

- The Thames was biologically dead, almost no fish species in 1950-60.
- Clean-up efforts began in the 1960s.
- Improved sewage management in 1960-70.
- Tight regulation of fertilisers in 1970-80.
- Levels of toxic metals start to drop in 1980-90.
- As a result of these efforts, fish started to return to the Thames in 1990-today, along with the presence of dolphins, porpoises, and seals.
- The Thames has now become an important marine habitat, indicating its revival and restoration of life.



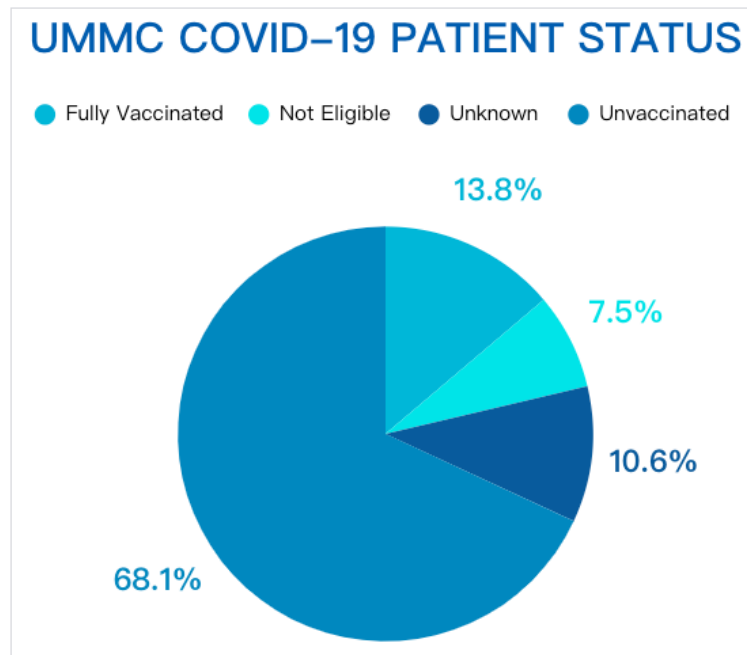
Source: <https://tradingeconomics.com/european-union/gdp>

Key Topic: What were the trends in the European Union's GDP growth and its response to the global financial crisis?

Key Insights for Reference:

- From 2003 to 2008, the European Union experienced a substantial increase in GDP, with a growth of approximately 65%.
- However, the global financial crisis of 2008 resulted in a downturn in the EU's GDP for the following three years.
- Despite recovery efforts, the EU's comeback was not particularly impressive, and there was a noticeable dip in GDP in 2015.
- The global financial crisis had a significant impact on the EU's economic performance, highlighting the vulnerability of its economy to external shocks.
- The EU faced challenges in achieving a robust and sustained recovery, reflecting the complexities of the post-crisis economic landscape.



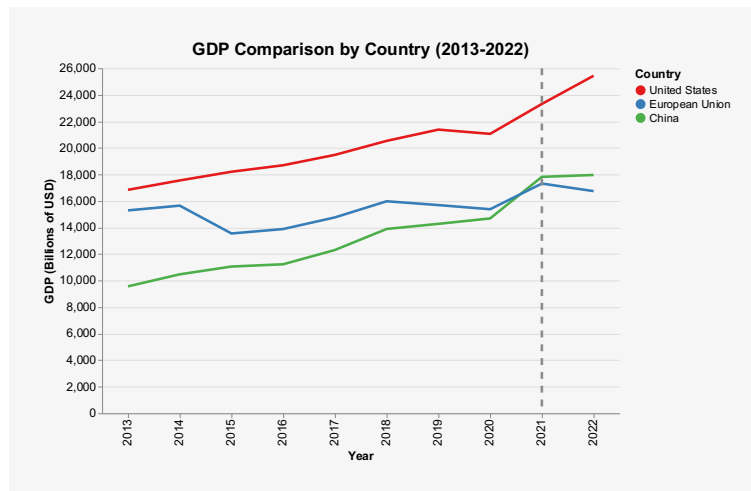


Source: <https://twitter.com/UMMCnews/status/1430517949291319299>

Key Topic/Question: Describe the vaccination status of COVID-19 patients at The University of Mississippi Medical Center (UMMC).

Key Insights for Reference:

- The majority (68.1%) of patients were unvaccinated against COVID-19.
- 13.8% of COVID-19 patients at UMMC were fully vaccinated.
- A small percentage (7.5%) of patients were not eligible for vaccination, likely due to age or medical conditions.
- 10.6% of patients had an unknown vaccination status.

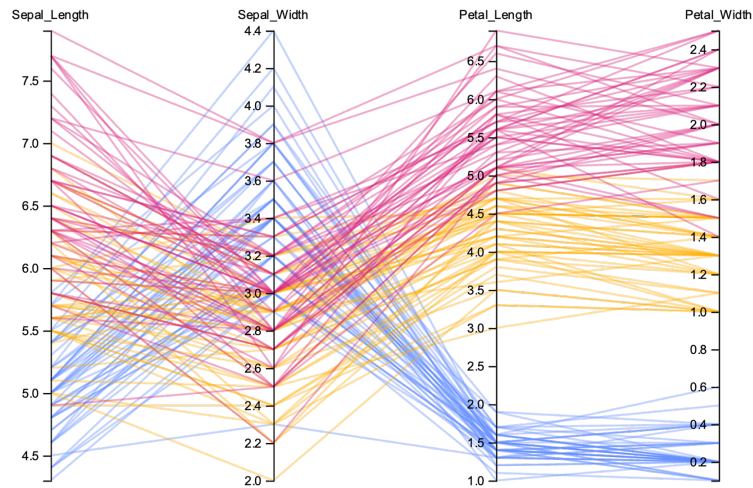


Source: <https://tradingeconomics.com/country-list/gdp>

Key Topic: How has the European Union's economy been affected by the changing international landscape, particularly with China's growth and the United States' economic strength?

Key Insights for Reference:

- The past decade has showcased the volatility of the EU economy, influenced by various factors including the emergence of China as an economic superpower and the consistent economic strength of the United States.
- In 2021, China surpassed the EU in GDP, indicating its rise as a major global economy.
- The EU faced both competitive challenges and new trade opportunities as a result of China's emergence.
- The EU had to adapt to the changing international landscape and navigate the complexities of a global economy shaped by China's rapid growth and the dominant position of the United States.
- The shifting dynamics presented the EU with the need to find ways to leverage trade opportunities while also addressing competitive challenges posed by China's economic prowess.



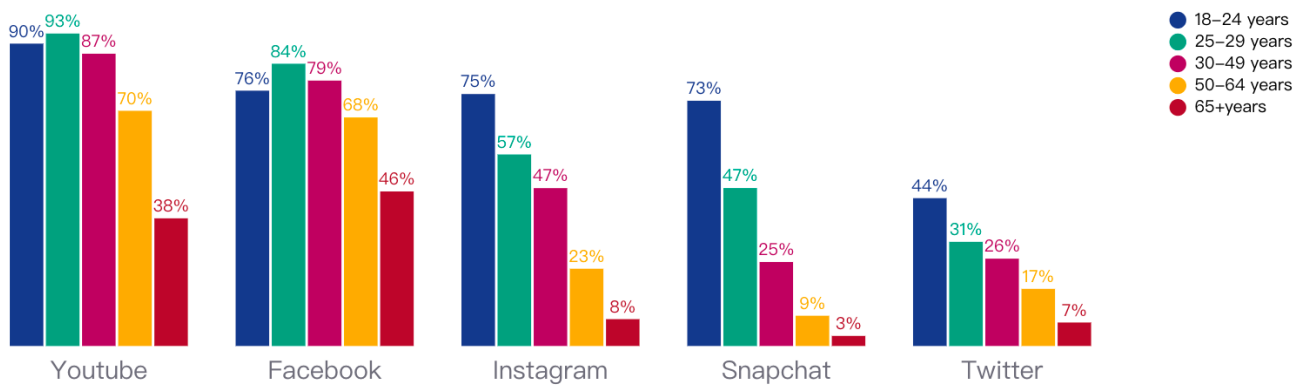
Source: <https://archive.ics.uci.edu/dataset/53/iris>

Key Topic: Analysis of the classic Iris dataset using a parallel coordinates plot.

Key Insights for Reference:

- The parallel coordinates plot visualizes the multivariate analysis of the Iris dataset.
- The plot includes four distinct axes representing the features: sepal length, sepal width, petal length, and petal width.
- The plot is color-coded, with blue, magenta, and orange lines representing the three Iris species: Iris setosa, Iris virginica, and Iris versicolor.
- The plot allows for the identification of relative differences and similarities among the Iris species across all four measured features.

## Use of Social Media Platformss by Age Group in the US

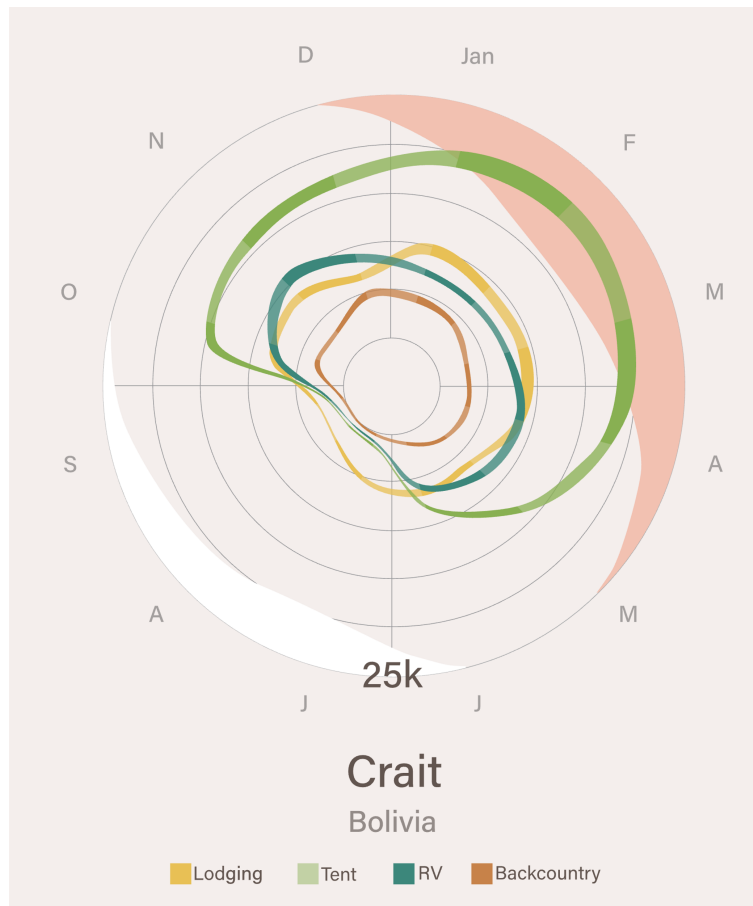


Source: <https://www.pewresearch.org/internet/2021/04/07/social-media-use-in-2021/>

Key Topic: Describe the usage patterns of various social media platforms across different age groups in the United States.

Key Insights for Reference:

- YouTube has widespread adoption across all age groups, especially among younger demographics.
- Facebook is more popular with older age groups, while Instagram and Snapchat are heavily used by younger generations.
- Twitter has relatively lower usage rates compared to other platforms.
- There is a clear generational divide in social media platform preferences.

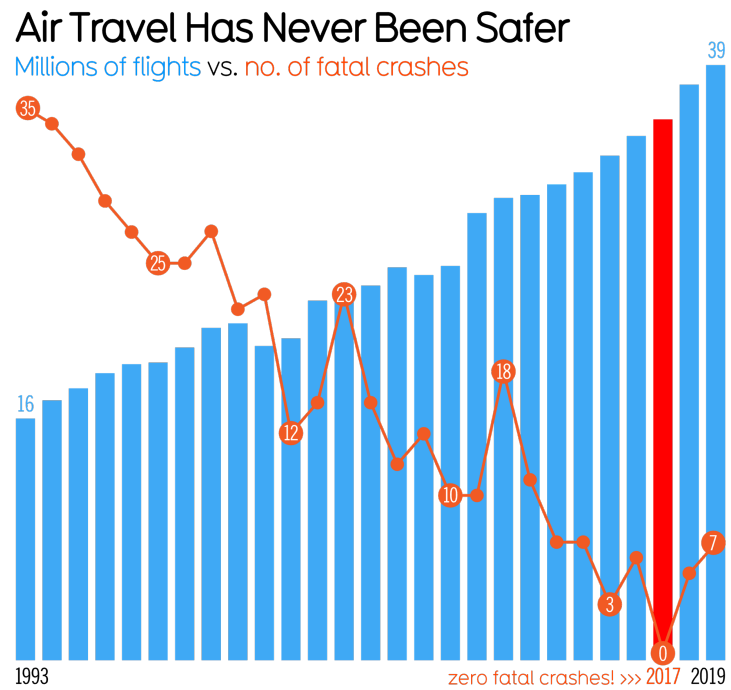


Source: <https://jordan-vincent.com/night-under-the-stars/>

Key Topic: Overnight stays and accommodation preferences at Crait National Park across different months and temperatures.

Key Insights for Reference:

- Tent camping is the most popular accommodation type from October to May.
- The visualization uses concentric rings, with each ring representing 5,000 overnight stays. The colored rings represent the number of nights spent per month for different accommodation types (lodging, RV, tent, and backcountry).
- The white part of the visualization indicates average temperatures below freezing (32°F), while the red shape represents average temperatures above 70°F.
- From December to May, some nights have average temperatures above 70°F, and from June to October, some nights have average temperatures below freezing.
- The visualization provides insights into the seasonal patterns of overnight stays and the impact of temperature on accommodation preferences within the park.



Source: <https://informationisbeautiful.net/beautifulnews/77-air-travel-safer/>  
 Reproduction Task.